

**APRIL NEWSLETTER**  
**2026 RECITAL INFORMATION**

---

**Awesome God**

**May 16, 2026**

**10am and 2:30pm**

8301 St Andrews Church Rd,  
Louisville, KY 40258

There is no cost for admission. All are Welcome!

**Devotions**

**Week 9: 2 Timothy 3:16**

All scripture is God-breathed and is useful for teaching, rebuking, correcting and training in righteousness.

**Week 10: Esther 4:14**

Perhaps you have come to your royal position for such a time as this.

**Week 11: Mark 2:10**

But I want you to know that the Son of Man has authority on earth to forgive sins.

**Week 12: John 11:25**

Jesus said to her, "I am the resurrection and the life. The one who believes in me will live, even though they die.

**Attendance**

We have **ONLY 5 classes** left until recital! **These classes are crucial in preparation for the recital.** **Please make every effort to make each class.**

# SUMMMMER CLASSES & CAMPS

Registration is OPEN in your parent portal.  
Register now before spots fill!

[Register Here](#)

**HERO  
DANCE CAMP**

Get ready for an epic mission

**JUNE  
8<sup>TH</sup>, 10<sup>TH</sup>, 12<sup>TH</sup>**

1835 Plantside Drive  
Louisville, KY 40299

**\$100 per student**  
Dancing, Games, Crafts  
and Snacks

**ELEVATE  
DANCE MINISTRY**

**ELEVATE  
DANCE MINISTRY**

**Lemonade  
Mode  
DANCE CAMP**

**JULY 6<sup>TH</sup>, 8<sup>TH</sup>, 10<sup>TH</sup>**

Dancing, Games, Crafts,  
and Snacks


**\$100 per  
Student**

When life gives you lemons...we turn up Forrest Frank and dance it out.

Pressed  
Not Crushed

# Moving Forward into Fall Classes

We are currently working on our fall schedule. As soon as it is posted we will let the studio families know first. In the meantime, check with your child's current teacher(s) to find out what level class they need to register for in the fall. We want to set your child up for success next season. Conservatory families will be receiving a separate email with placement information.



## Check Recital Binder / Parent Portal

There will be a binder at the front desk after Spring Break which includes costume information for recital. Please check for tights, hair, and shoes. You can also find this information in the parent portal under your account.

Here is a link with items you might need for recital.



[Recital Items](#)

## Volunteers Needed For Both Recital Performances

**In order to be a volunteer or go backstage, you must have a background check completed.** The more volunteers we have the smoother the recital will run. Thanks in advance for considering. If your child is only participating in one production, we want you to enjoy that production. If they are in both, we would love to have you in one of them as a volunteer.

[Volunteer Here](#)

# Dance Photo Sessions Available

May 2<sup>nd</sup> & May 9<sup>th</sup>

## SCARLETT & SAM'S PHOTO CO.

### HEY THERE! I'M KAYLA, OWNER & PHOTOGRAPHER OF SCARLETT & SAM'S!

I'm a Kentucky native, homeschooling mom of four, and run off lots of Jesus, coffee, and Diet Coke. I started my business almost ten years ago and offer a wide variety of photography services. As a mom, I love to capture these sweet seasons in our children's lives and believe everyone should have the opportunity to have pictures they'll treasure forever. I strive to offer affordable, yet timeless, pictures. Edited images, with print rights, will always be emailed directly to you for digital download.



scarlettandsamsphotoco@gmail.com

828-514-5297

Kayla will be coming to the studio on May 2<sup>nd</sup> and May 9<sup>th</sup> to take photos of students in their costume(s). You must sign up at the link below to reserve your spot. If your child has more than one costume and wants photos in each, you must book a separate slot for each costume change. Please refer to the sign up link for additional info, including pricing.

[Sign up Here](#)

# “Awesome God” T-shirt

## Pre-Order

You can pre-order a t-shirt, made especially for this year's “Awesome God” recital.

Below is a mock up with the color options for the shirt.

Shirts will be **\$18.00 each**, with the exception of 2xl/3xl being **\$21.00 each**.

[Pre Order Here](#)

The scripture on the back is Psalm 95:3. For the Lord is a great God, and a great King above all gods.”



# “The Prodigal”

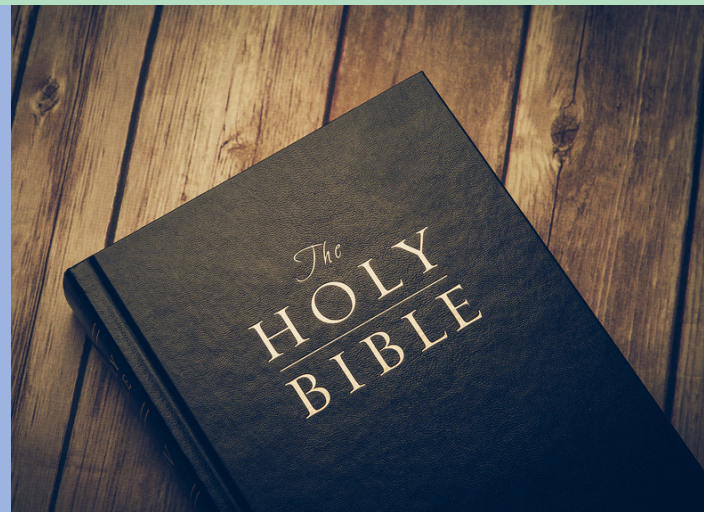


Thank you to everyone that made our company production, “The Prodigal” a success. It was a beautiful retelling of the love of a Good Father and the redemption available to all!



## Prayer Requests

- For continued healing for those battling sickness or injury
- For the Butler family adoption process
- For the planning and preparation of our “Awesome God” recital



# What do I need to do in Preparation for Recital?

- Take all costumes out of bags
  - Hang tutus upside down
  - Do not iron or steam any costume (it could melt)
- Practice Hair - most classes low bun (check with instructors). Tutorials for creating a low bun can be found on YouTube.
- **Make sure to be at all remaining classes**
- Take a look at the costume binder in the parent portal or at the desk to double check how accessories are to be worn, shoes, and tights
- **All dancers with a costume change must have a flesh tone leotard** so they are never uncovered while changing. These can be purchased at this [Amazon link](#) or Dancer's Market on Hurstbourne Lane
- Make sure flesh tone leotard and tights fit (are clean and fresh)
- Practice getting costumes on (important for those in multiple routines)
- Practice Make up if this is your first time. Our littles do not need to wear full make up. We encourage some blush and lip stain (not red) so their sweet faces aren't washed out in the bright lights. [Lip Stain Here](#)
- Get lip stain instead of lip stick (it stays on and won't get on your child's costume once dry)
- Start inviting guests

# Dress Rehearsal Information

Date: Friday, May 15 th

**Location:** Southeast Christian Church SOUTH WEST CAMPUS (not main)  
8301 St. Andrews Church Road, 40258

**There will be five rehearsal blocks between 4:00 and 9:00  
Youngest to Oldest Classes**

**Detailed schedule coming soon**

If your child is in more than one group, bring a water bottle and non-messy snack, as well as a quiet activity. We will do our best to be timely, but we thank you for your patience while we work through each group.

## How to be dressed for rehearsal?

- ✓ Arrive to rehearsal in full dress of your first class in the lineup with makeup and hair fixed.
- ✓ Please do not count on being able to do this upon arrival as we are tight on time and space.
- ✓ Bring a cover up (men's large button down shirt works best) to wear between numbers and protect the costume. **(Applies to recital day as well)**

## When can I leave?

Once we finish practicing the finale logistics with each group, for your time frame, you will be free to leave.

## ✓ Check List ✓

- Costume (s)
- Flesh Tone leotard (if in multiple routines)
- Shoes with name in them
- Hair fixed
- Make up on
- Clean dry snack
- Water only
- Cover up (something that buttons)
- Extra supplies for hair and make up
- NO RED FOOD/DRINKS, GLITTER or PEANUTS

# Recital Information


Date: Saturday, May 16 th

**Location:** Southeast Christian Church SOUTH WEST CAMPUS (not main)  
8301 St. Andrews Church Road, 40258

**Recital Time:** 10 am and 2:30pm

**Arrival Time:**

- 9am for the 10am production
- 1:30pm for the 2:30pm production

 Be in full make up, hair done, and in your first costume (with your cover up).



## Important Note



Our recreational classes will only be in one production.

**10:00am:** Monday, Tuesday Classes

**2:30pm:** Wednesday and Thursday Classes

**Conservatory and Company are in both**

### Where do I go when I arrive with my child?

- **Official check in process.** Only the front lobby external doors will be unlocked. When you park, walk to the front entrance then to the right hallway. You will see a black curtain where we will have the check in process. Please be patient in this process. Only one parent with child at check in. **The child should leave all extra items with parent.**
- **Once checked in:** we will have students with multiple costumes put their costumes, shoes, etc. backstage in designated areas. **Once backstage, they are not able to go back and forth into the audience area freely.**

### Can I go backstage?

- **Backstage is only available to those on the background check list per previous emails.**

### Where will my child be after they perform?

- **All students will be backstage with chaperones. They will then come out for the finale with all students and dismissed from their designated location.**
- Our littlest ones are within our first act numbers. Our staff are experienced in working with all the kids, and all the kiddos will be fantastic!!! So please enjoy the program. If we have any issues with a child, we will text a parent.

### Can I pick my child up at intermission?

- There will be a check out table at intermission (where you checked your child in), **but that will not be announced on recital day.** Once the child has been checked out they may not participate in the final bow at the end of the recital. Only children that are checked in throughout may participate in the final bow for safety purposes.

# Recital Information

## Continued

### Where do I pick up my child?

- Creative Movement, Preballet, Praize U, and Ballet I will be seated onstage. All others will go backstage temporarily. CM, PB, PU, BI will then be **dismissed directly from the stage** in one corners of the stage in a check out process. Please only send one parent to pick up.
- Lastly, **all other students** will be dismissed at the same place as check in. Parents come to that check in (after littles are done dismissing) to get your other children. Please only send one parent.
- If you have two different age children, please pick them up from their designated area. Their name will be on a specific pick up sheet.

### Does the Recital cost for admission?

- We do not charge admission. You may invite as many as you like. We do accept donations. If we receive an average of \$5-10 per person attending, it would help with our budgeting goals.



### Recital Day Checklist



- All costumes with name in them (arrive in first one)
- All accessories (helps to clip them to the costume)
- Tights (great to have an extra pair in case of runs)
  - **Undergarment note:** tights function as/in place of typical undergarments worn. This keeps anything else from sliding out on the sides and providing an embarrassing situation onstage or in photos/videos. A bra or sports bra can be worn underneath for support if necessary, but needs to have flesh or clear straps. Many costumes have a light support bra built in. Please check all undergarments' fit with your costume before that day to avoid any issues.
- Flesh Tone leotard for all dancers in more than one routine.
  - this will allow them to change without ever being uncovered in the changing rooms. The boys we have will be in a different area. We recommend doing all costume changes at home as a run through.
- All shoes needed (clean no holes and names in all of them)
- Extra ponytail holders, bobby pins, hair brush, hair pins, hair nets
- Make up for touch ups
- Deodorant- it gets warm and can start stinking backstage if it's not worn
- Baby wipes (optional) this can help freshen up in between
- Water bottle with name on it (NO OTHER DRINKS PERMITTED IN COSTUME OR BACKSTAGE)
- Non-messy snack – **NO RED DYE**, please nothing that can crush into carpet or go everywhere. **Please no peanuts.**
- Dance bag with name on it
- Garment bag with hangers for multiple routines
- Cover up

# Performance Class Lists

*This is not the order of the recital  
Recital and Rehearsal Order Coming Soon!*

## **Classes in 10:00 Recital:**

**(9:00 Arrival)**

### **Monday Classes:**

12:00 Lyrical  
1:15 Pre-ballet  
2:00 Ballet II  
3:15 Tap I-II  
3:30 Creative Movement  
3:30 Ballet I  
4:00 Praise U  
4:15 Preballet  
4:45 Ballet II  
4:45 Ballet II-III  
6:00 Jazz I-II  
7:00 Tap II-III

**Tuesday 6:00 Ballet I**

## **Classes in 2:30 Recital:**

**(1:30 Arrival)**

### **Wednesday Classes:**

12:30 Ballet II  
1:45 Hip Hop II  
3:00 Lyrical  
3:45 Creative Movement  
4:15 Preballet  
4:45 Hip Hop I-II

### **Thursday Classes:**

5:00 Preballet  
6:00 Creative Movement  
6:30 Praise U

## **Classes in Both Recitals**

All Conservatory Ballets  
All Conservatory Contemporary  
All Conservatory Hip Hop  
Pointe  
Monday 5:00 Teen Tap  
Monday 6:00 Teen Jazz  
Wednesday 4:00 Teen Lyrical